



assessment
associates
international

Professional Personality Inventory

Samantha Sample

HWKQ37Y2

2015-10-02



Profile Report

Introduction & Interpretation

Research has shown that different personality characteristics are needed for different types of jobs. The better the fit of one's personality with job requirements, the more likely the individual will be successful. The **Professional Personality Inventory** assesses personality dimensions that are important to **Professional non-managerial** work. Using this report will help provide clarity on an individual's preferred style of behaving and fit with professional positions/roles.

To most effectively use this report, the personality characteristics that are most important for success in a specific job must be identified. For example, Stress Tolerance may be quite important for job success in a high-stress work environment. However, Stress Tolerance may be unimportant for job success in work environments with very little stress.

The descriptions to the right and left of the score provide a brief summary of the characteristics of high and low scores. If the scores are above the 75th percentile, the descriptions to the right tend to describe the individual. If the scores are below the 25th percentile, the descriptions to the left tend to describe the individual. If scores are between the 25th and 75th percentile, the individual's behaviors are a blend of the descriptions to the left and right.




Response Fidelity

These four measures help identify whether this report is likely to be an accurate description of the individual. They help identify whether the respondent was attentive and realistically accurate in completing the questionnaire.

If the scores for **Accurate Self-Assessment** and **Accurate Self-Presentation** are in the white (unshaded) area, the self-description on this report is likely to be accurate. If a score is in a **red zone**, caution should be exercised in interpreting this report.

If the **Response Inconsistency** score is in the **red zone** (above 90), interpret this report cautiously. It is likely that the respondent was inattentive or didn't understand the instructions.

Response Percentage Breakdown shows the percent of responses for each questionnaire response alternative. This should be relatively balanced, with similar proportions of responses above and below neutral.

Percentile		
Overly Confident - If score is below 10: answered questions at a level that may exceed actual capabilities; likely to be overly confident about his/her own capabilities.	15. Self-Perception 	Humble - If score is above 90: respondent was extremely humble and scores may under-represent him/her.
Virtuous - If score is below 10: has claimed virtuous behaviors that are uncommon; scale scores likely overestimate actual percentile standing of the respondent.	16. Self-Presentation 	Modest - If score is above 90: has been quite open and willing to admit shortcomings; scores may underestimate the actual percentile standing of the respondent.
Consistent - If score is below 90, responses were consistent; the questions were answered in a consistent and attentive manner.	17. Response Inconsistency 	Inconsistent - If score is above 90, responses have been inconsistent; the respondent was inattentive or misunderstood the instructions.

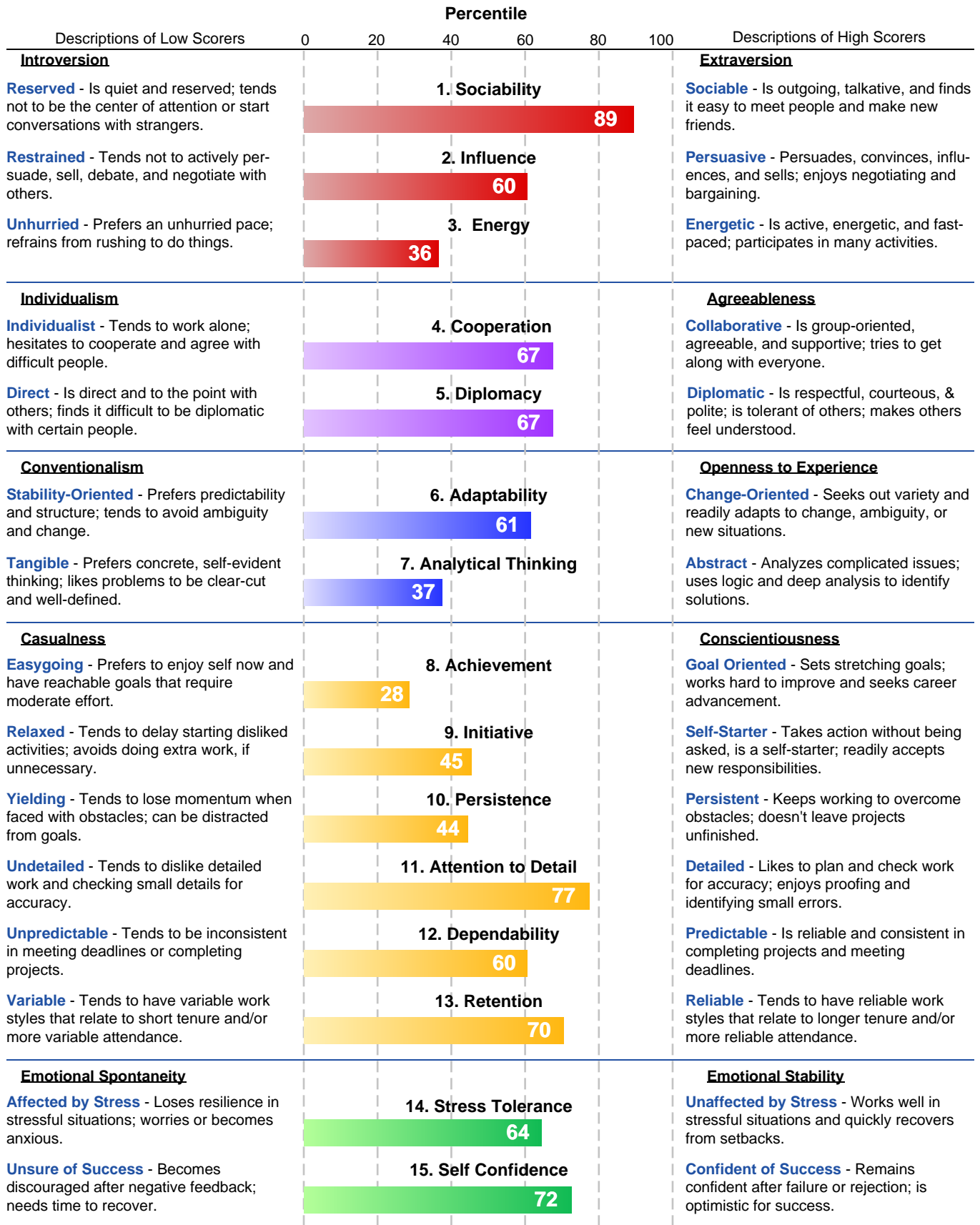
18. Response Percentage Breakdown

Percent of responses for each question alternative:

Strongly Disagree 7 %	Disagree 24 %	Neutral 34 %	Agree 27 %	Strongly Agree 7 %
--------------------------	------------------	-----------------	---------------	-----------------------



Graphic Profile





assessment
associates
international

World Headquarters:
Assessment Associates International, LLC
11100 Wayzata Blvd., Suite 540
Minnetonka, MN, 55305 USA

952-854-6551

Internet: <http://www.aai-assessment.com>
Email: info@aai-assessment.com